
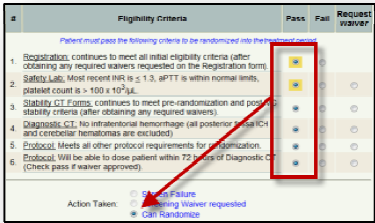
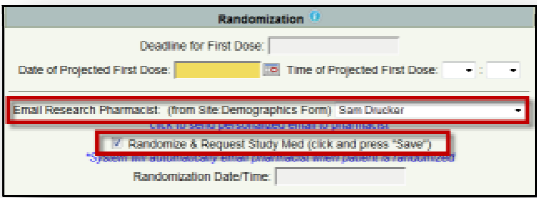


The 3 Steps to Enrolling a New Patient in CLEAR-III

	<h2 style="text-align: center;">The Steps</h2> <p style="text-align: center;">(Estimated Time Required: 1-2 hours)</p>	<h2 style="text-align: center;">The Details</h2>
<p style="text-align: center;">1.</p>	<p>Register the patient in the EDC System</p> <ul style="list-style-type: none"> • Login: http://bios.preludedynamics.com/vision • Add New Patient • Complete & Save the Registration form w/ no red fields.  <p style="text-align: center;">Required!</p> <p style="text-align: center;">Click SAVE</p> <p style="text-align: center;">Click ADD NEW PATIENT in footer.</p>	<p>... and enter screening data to confirm eligibility</p> <ul style="list-style-type: none"> • Historic Rankin: 0 or 1 • Screening Lab: PLT > 100k, INR ≤ 1.3, normal PTT • Diagnostic CT: <ul style="list-style-type: none"> ≤ 24h since symptom onset ICH volume 0 to 30cc Obstructed IIIrd and/or IVth ventricle • Surgery >> IVC Placement <ul style="list-style-type: none"> If >2 cannulations, 24-hr stability required • Stability CT (Most recent CT prior to RND = Baseline:BL) <ul style="list-style-type: none"> ≥6h since IVC placed or prior CT (24 if > 2 passes) ICH ≤ 35cc, No significant new/expanded bleed IVH max 2mm increase on any 2 width measures Obstructed IIIrd and/or IVth ventricle • Source Doc Tab (Uploading triggers email to Sx Center) <ul style="list-style-type: none"> View 4 rows x 4 columns of slices in PACS Print Screen to create a single jpeg Upload Diagnostic to slot #1, BL Stability to slot 3 Review BL Stability CT for Surgical recommendation • Pager: 773-845-6145 if no response within an hour
<p style="text-align: center;">2.</p>	<p>Confirm eligibility</p> <ul style="list-style-type: none"> • Go To Form: Baseline >> Randomization • Eligibility Criteria: Select PASS on all 6 criteria • SAVE THE FORM: EDC sets the Can Randomize toggle. 	<p>... and resolve any potential ineligibility warnings</p>
<p style="text-align: center;">3.</p>	<p>Randomize the patient via the EDC System</p> <ul style="list-style-type: none"> • Pharmacist/Pharmacy Email: Select from dropdown • Projected first Dose: Enter to advise the pharmacist • SAVE THE FORM to activate the randomization checkbox • Randomize & Request Med: Click box and SAVE the form • Issue Med Order/Call Pharmacy to confirm receipt • Pager: 410-283-8342 if any problems. 	<p>... and enter the Post-RND, Pre-Dose (Baseline) data</p> <ul style="list-style-type: none"> • Baseline Lab: PLT > 100k, INR ≤ 1.3, normal PTT • Baseline Scales: Systolic BP < 200 mmHg <p>... and the DOSING form to confirm eligibility</p> <ul style="list-style-type: none"> • Verify Time: max 72h from diagnostic CT, min 12h post Symptom Onset • Most-Recent Lab: PLT > 100, INR ≤ 1.3, normal PTT • Vitals: Systolic BP < 200 mmHg • Pre-dose Aspiration for isovolumetric administration • ICP documented: pre-dose and after 1 hour clamping